

HOME

TESTING

CASES

HOSPITALIZATION

DEATHS

### COVID-19 in South Carolina

As of 11:59 PM on 4/8/2021

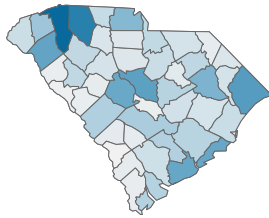
Deaths

9,273

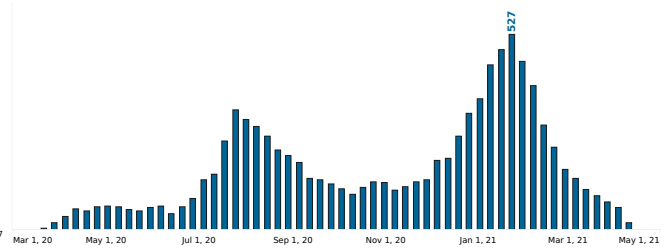
Percent of Deaths with Comorbid Conditions

64.8%

Reported Deaths due to COVID-19, by County  
County: All



Reported COVID-19 Deaths, by Week of Date of Death

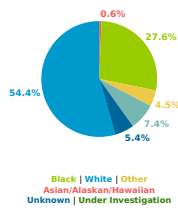


[Go to Comorbidity Details](#)

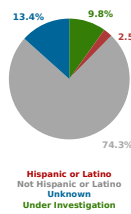
Count 15 957

County Displayed: **South Carolina** | Dates Displayed: 12/2/2002 to 4/8/2021  
*Note: Data is suppressed for fewer than 5 cases*

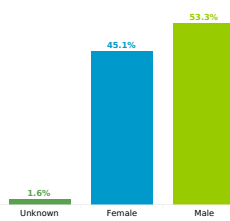
Reported COVID-19 Deaths, by Race  
All



Reported COVID-19 Deaths, by Race  
All



Reported COVID-19 Cases, by Sex  
All



Reported COVID-19 Cases, by Age Group & Age Related Information

